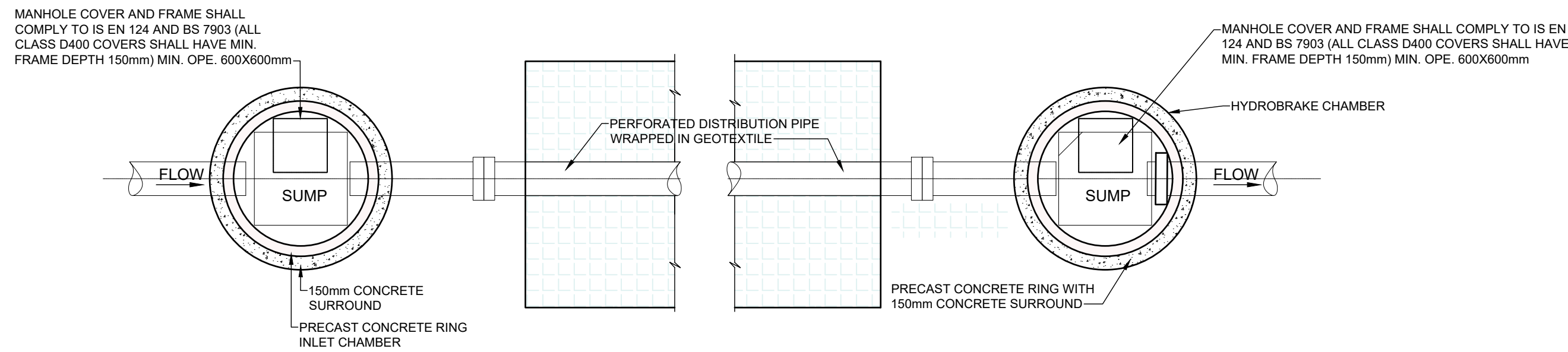


DO NOT SCALE FROM THIS DRAWING. USE FIGURED DIMENSIONS IN ALL CASES. VERIFY DIMENSIONS ON SITE AND REPORT ANY DISCREPANCIES TO THE DESIGNERS IMMEDIATELY. THIS DRAWING TO BE READ IN CONJUNCTION WITH THE DESIGNERS © THIS DRAWING IS COPYRIGHT AND MAY ONLY BE REPRODUCED WITH THE DESIGNERS PERMISSION.

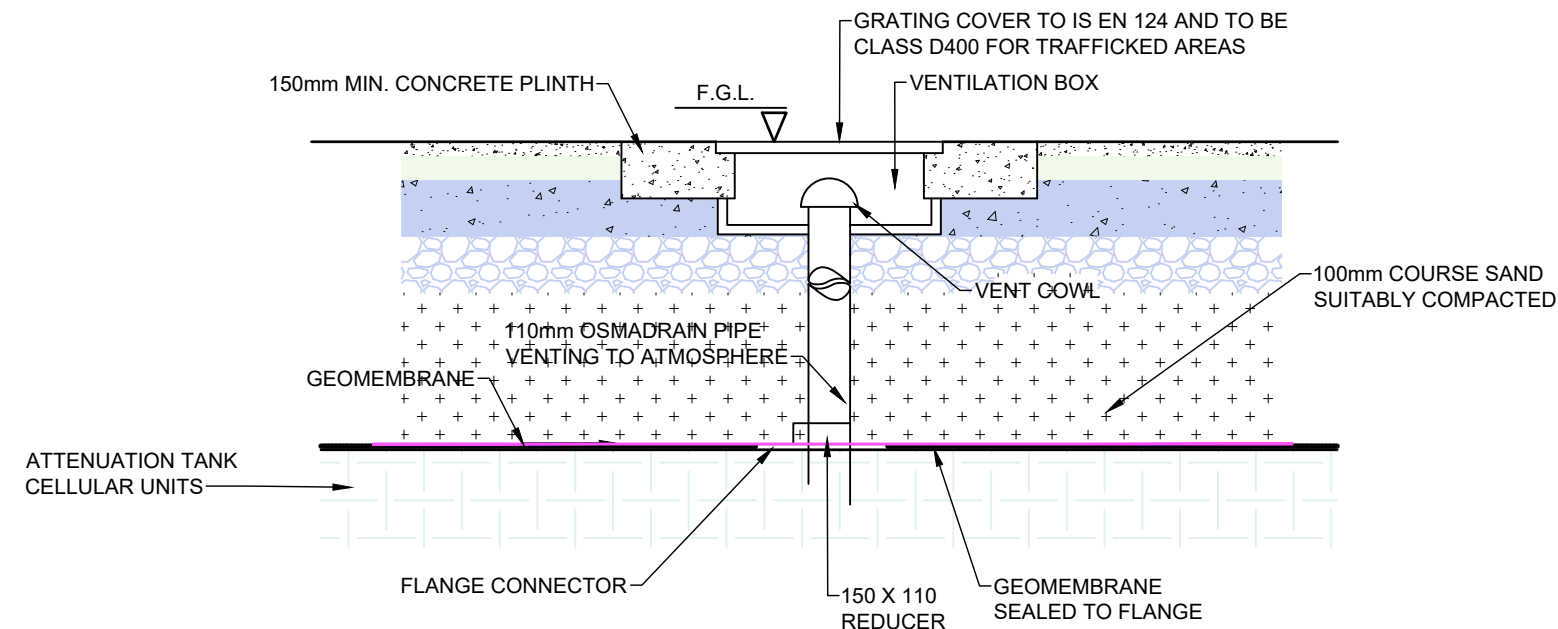
NOTES

1. ALL DRAWINGS ARE TO BE READ IN CONJUNCTION WITH ALL RELEVANT SPECIFICATIONS, BILLS OF QUANTITIES, ARCHITECTURAL SERVICES AND ENGINEERING DRAWINGS.
2. ALL LEVELS ARE IN METRES RELATED TO, DATUM: ORDNANCE DATUM MALIN HEAD, REFERENCE SYSTEM: IRISH TRANSVERSE MERCATOR (ITM) GEOID: OSGM15
3. ALL DIMENSIONS ARE IN MILLIMETRES, UNLESS NOTED OTHERWISE.
3. ANY DISCREPANCIES BETWEEN THESE DOCUMENTS SHALL BE BROUGHT TO THE ATTENTION OF THE ENGINEER.
4. DRAWINGS ARE NOT TO BE SCALED.
5. AERIAL IMAGERY, WHEN USED, IS SOURCED FROM MICROSOFT BING MAPS THROUGH THE OPEN LICENSING AGREEMENT WITH AUTODESK.



ATTENUATION TANK - DETAIL

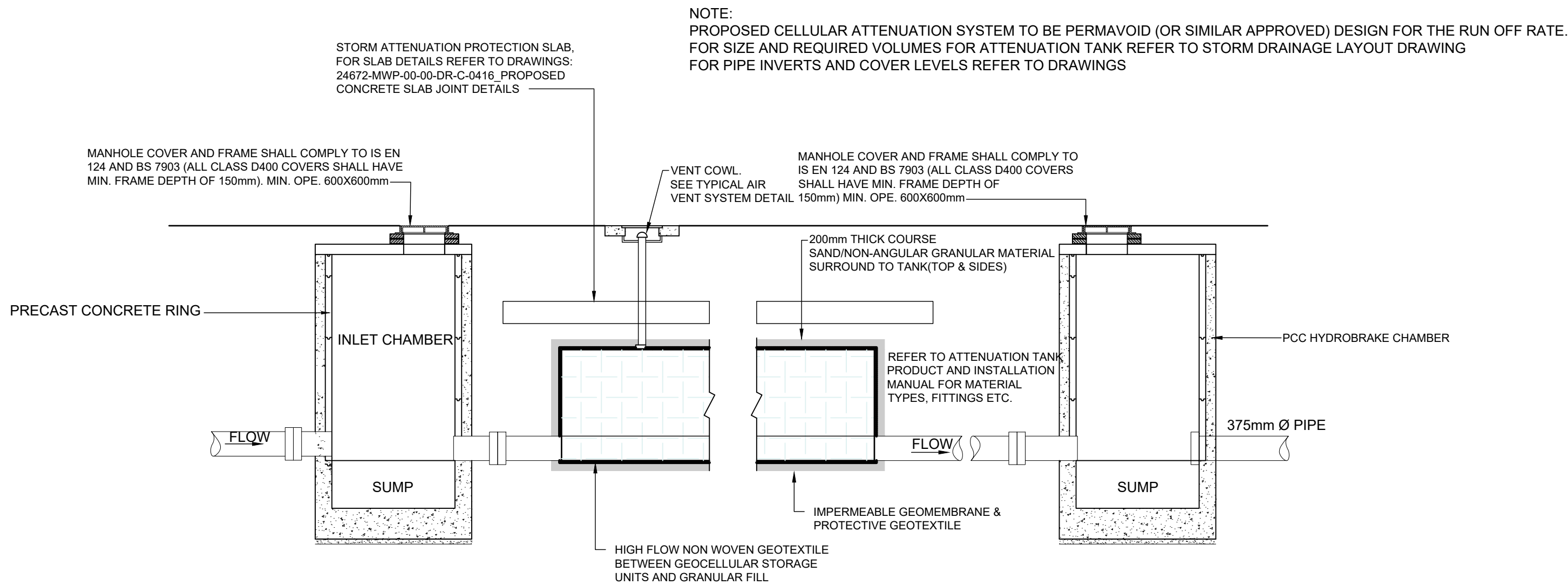
SCALE : 1:50



TYPICAL AIR VENT SYSTEM DETAIL

SCALE : 1:20

NOTE: VENTING DETAILS IN ACCORDANCE WITH MANUFACTURER'S DETAILS, REQUIREMENTS AND RECOMMENDATIONS



TYPICAL LONGITUDINAL SECTION THROUGH ATTENUATION SYSTEM

SCALE : 1:20

P01	11-03-25	ISSUED FOR INFORMATION		SR	IB
REV	DATE	DESCRIPTION		BY	APP
PROJECT:					
DREHID SUBSTATION					
TITLE:					
STANDARD ATTENUATION TANK					
CLIENT:					
NORTH KILDARE WF LTD.					
<div><div>MWP</div><div>ENGINEERING AND ENVIRONMENTAL CONSULTANTS</div><div>CORK   TRALEE   LONDON   LIMERICK</div><div>mwp.ie</div></div>					
DRAWN:	SR	CHECKED:	CF	APPROVED:	IB
PROJECT NUMBER:	23727	DATE:	MAY 24	SCALE @ A1:	AS SHOWN
STATUS DESCRIPTION				STATUS:	
FOR INFORMATION				S2	
DRAWING NUMBER:				REV:	
23727 - MWP -SS-ZZ-DR-C- 2402				P01	